Yield Monitor Pro Calibration Guide

Calibration is performed in the **FarmTRX Mobile App** and should be performed once per crop type per year for best results. Follow these steps to perform a calibration run:

1. Navigate to the *Crop Calibration* page of the main menu of the FarmTRX mobile app

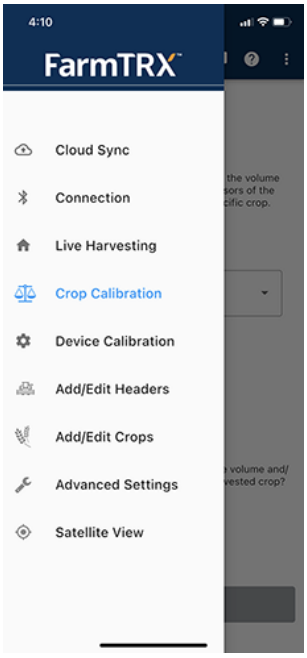

2. Select the crop you are harvesting and check the boxes. To perform a calibration run you will need to be able to get an accurate volume and/or weight measurement of the crop being harvested.

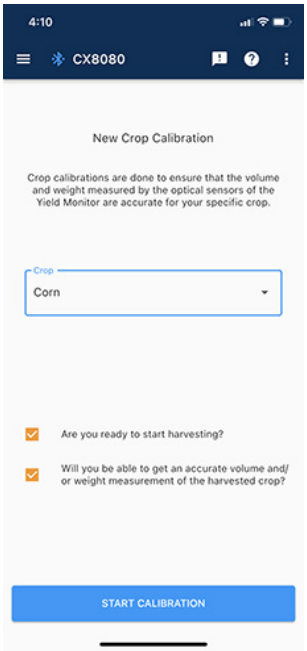

3. The calibration run will begin.

4. After the appropriate amount of time has elapsed, press the checkmark to complete the calibration.

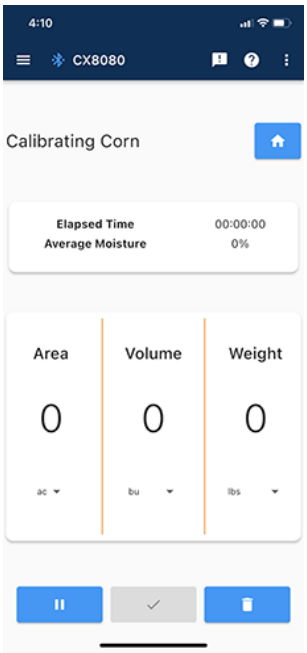

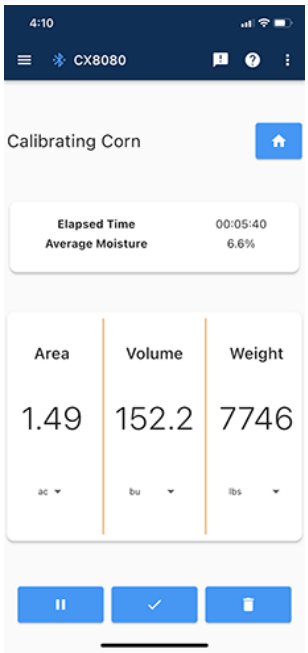

5. If you are calibrating by *volume* (hopper-full, truck-full etc.) enter the known harvested volume under the **Volume tab**. If you are harvesting by *weight* (weigh-wagon or scales) enter the known weight under the **Weight tab**. If you are using both (elevator ticket) enter the known volume and weight under the **Elevator tab**.

6. If the moisture is known, add it as well.

7. Press *Complete*.

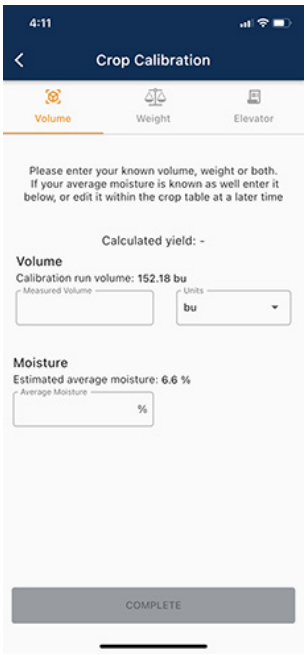

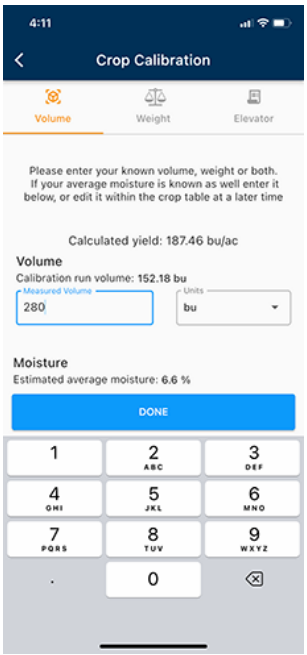

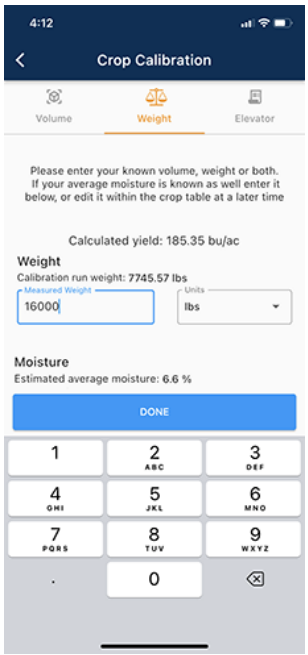

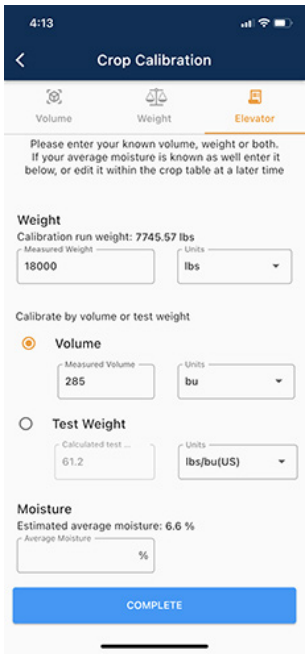

8. Check to apply the calibration to the previously harvested acres.

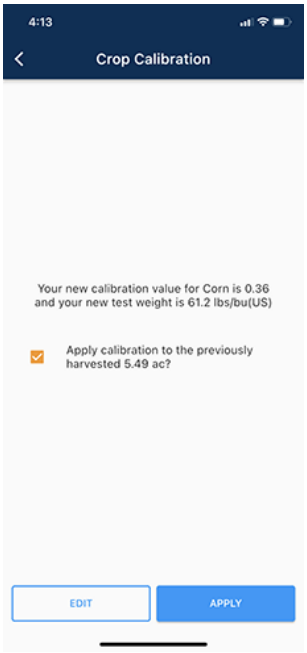

You can perform as many calibrations as desired. To add a crop variety with its own calibration, go to the *Add/Edit Crops* page of the app main menu and click *Add a Crop*.

If a calibration cannot be performed before harvesting, you can calibrate within the Web Application after the fact. See next page for details.

How to Post-Harvest Calibrate in the Web App

In case you did not calibrate before harvesting, or made a miscalibration or crop selection error, it can be adjusted in the Web App after harvesting. When powered, accurate relative differences in yield is always being recorded by the monitor during harvest. Post-calibrate the yield data from within the Web App to get accurate yield maps by doing the following:

1. Select the appropriate field and harvest.
2. Click the ⚙ icon to view yield data options.
3. Make changes to the header, crop type, total yield or test weight by clicking the appropriate tab. The maps will be regenerated within minutes to hours accounting for the new information.



Contact Information

FarmTRX
43 Auriga Drive
Ottawa, Canada K2E 7Y8

info@farmtrx.com
1-800-991-5136
www.farmtrx.com